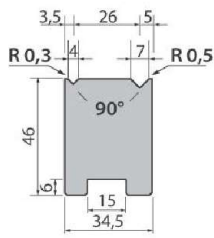


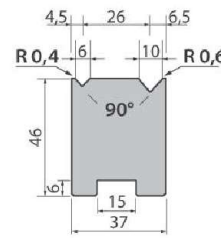
SR.AD46.90.07



800 kN/m max.

835 mm	9.8 kg
835 mm sections	9.8 kg
415 mm	4.8 kg

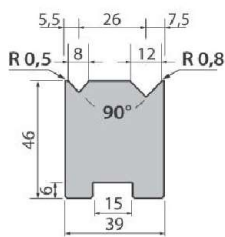
SR.AD46.90.10



800 kN/m max.

835 mm	10.4 kg
835 mm sections	10.4 kg
415 mm	5.2 kg

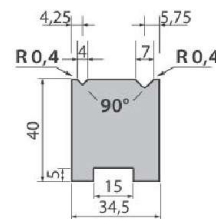
SR.AD46.90.12



800 kN/m max.

835 mm	10.2 kg
835 mm sections	10.2 kg
415 mm	5.0 kg

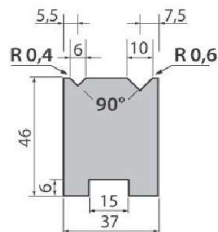
SR.AD40.90.07



600 kN/m max.

835 mm	9.8 kg
835 mm sections	9.8 kg
415 mm	4.8 kg

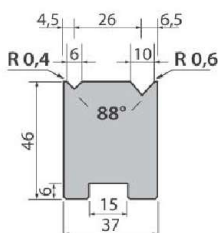
SR.AD46.90.10S



700 kN/m max.

835 mm	10.8 kg
835 mm sections	10.8 kg
415 mm	5.4 kg

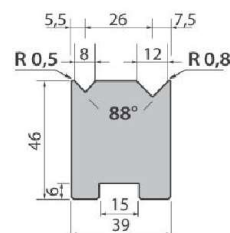
SR.AD46.88.10



800 kN/m max.

835 mm	10.4 kg
835 mm sections	10.4 kg
415 mm	5.3 kg

SR.AD46.88.12

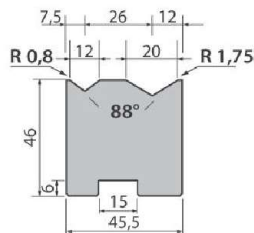


800 kN/m max.

835 mm	11.2 kg
835 mm sections	11.2 kg
415 mm	5.6 kg

Самоцентрирующиеся двухручьевые матрицы 88°

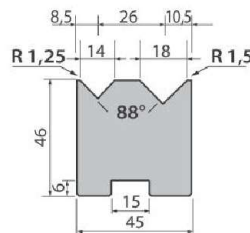
SR.AD46.88.20



800 kN/m max.

835 mm	12.2 kg
835 mm sections	12.2 kg
415 mm	6.0 kg

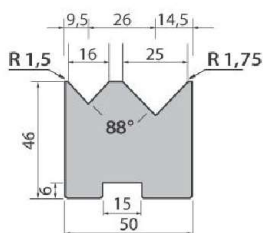
SR.AD46.88.18



800 kN/m max.

835 mm	12.8 kg
835 mm sections	12.8 kg
415 mm	6.3 kg

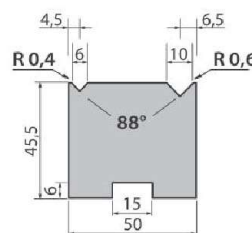
SR.AD46.88.25



800 kN/m max.

835 mm	13.2 kg
835 mm sections	13.2 kg
415 mm	6.5 kg

SR.AD455.88.10

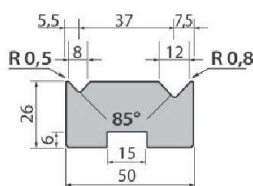


700 kN/m max.

835 mm	17.4 kg
835 mm sections	17.4 kg
415 mm	8.6 kg

Самоцентрирующиеся двухручьевые матрицы 85°

SR.AD26.85.12

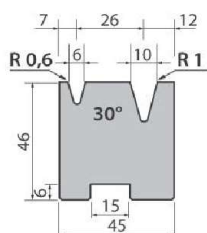


1000 kN/m max.

835 mm	9.2 kg
835 mm sections	9.2 kg
415 mm	4.6 kg

Самоцентрирующиеся двухручьевые матрицы 30°

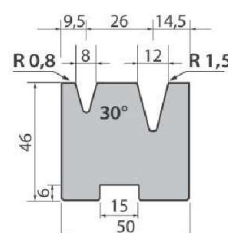
SR.AD46.30.10



400 kN/m max.

835 mm	12.4 kg
835 mm sections	12.4 kg
415 mm	6.2 kg

SR.AD46.30.12



400 kN/m max.

835 mm	13.4 kg
835 mm sections	13.4 kg
415 mm	6.6 kg