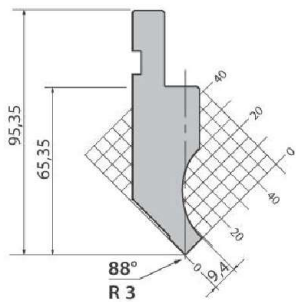


SR.AP 95.88.R3

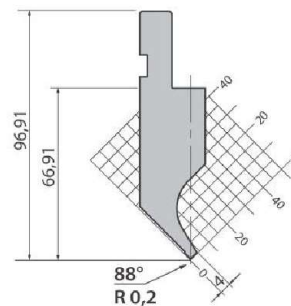
1000 kN/m max.



835 mm	11.0 kg
835 mm sections	11.0 kg
415 mm	5.4 kg

SR.AP 97.88.R02

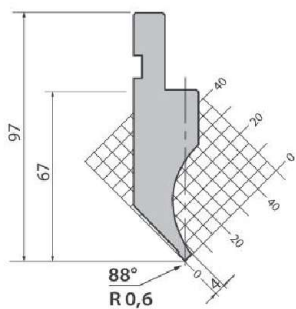
200 kN/m max.



835 mm	10.6 kg
835 mm sections	10.6 kg
415 mm	5.4 kg

SR.AP 97.88.R06

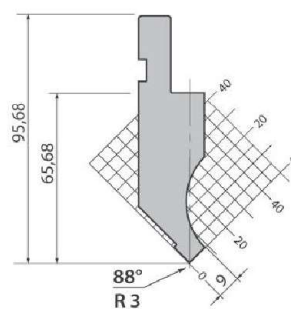
350 kN/m max.



835 mm	9.4 kg
835 mm sections	9.4 kg
415 mm	5.3 kg

SR.AP 96.88.R3

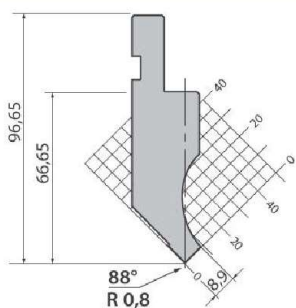
1000 kN/m max.



835 mm	11.0 kg
835 mm sections	11.0 kg
415 mm	5.4 kg

SR.AP 97.88.R08

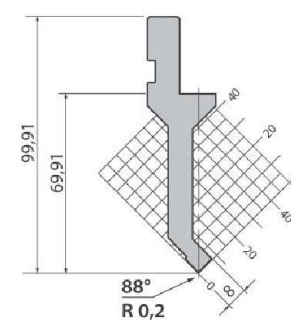
1000 kN/m max.



835 mm	11.0 kg
835 mm sections	11.0 kg
415 mm	5.4 kg

SR.AP 100.88.R02

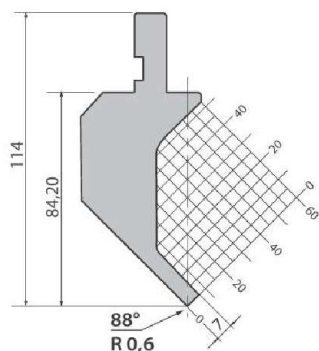
300 kN/m max.



835 mm	7.8 kg
835 mm sections	7.8 kg
415 mm	4.0 kg

SR.AP114.88.R06

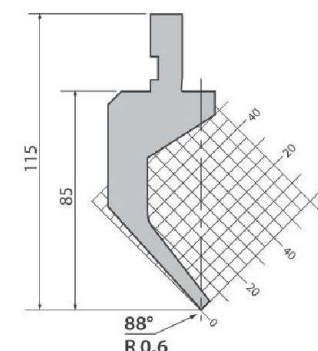
200 kN/m max.



835 mm	15.4 kg
835 mm sections	15.4 kg
415 mm	7.8 kg

SR.AP 115.88.R06

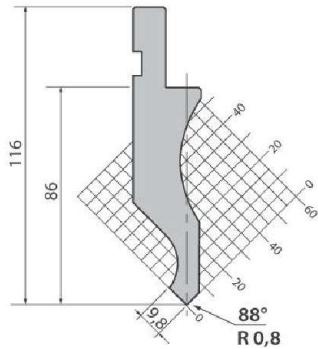
130 kN/m max.



835 mm	6.0 kg
835 mm sections	6.0 kg
415 mm	3.0 kg

SR.AP 116.88.R08S

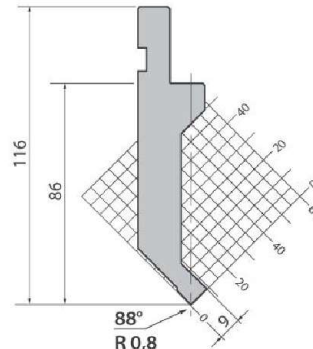
500 kN/m max.



835 mm	11.8 kg
835 mm sections	11.8 kg
415 mm	5.8 kg

SR.AP 116.88.R08

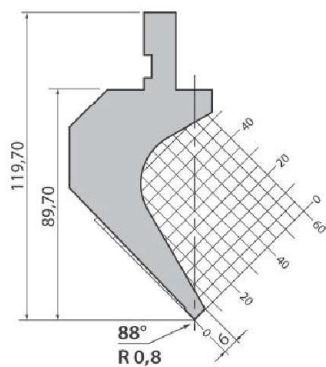
400 kN/m max.



835 mm	12.0 kg
835 mm sections	12.0 kg
415 mm	5.8 kg

SR.AP 120.88.R08

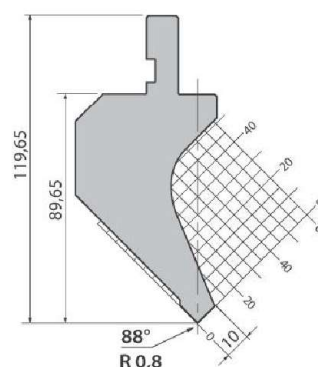
450 kN/m max.



835 mm	16.8 kg
835 mm sections	16.8 kg
415 mm	8.5 kg

SR.AP 120.88.R08S

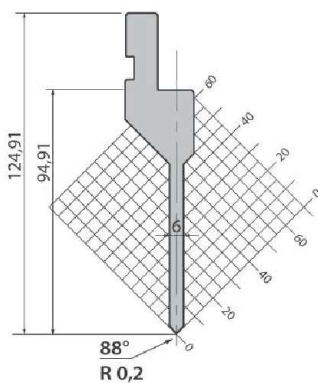
600 kN/m max.



835 mm	21.4 kg
835 mm sections	21.4 kg
415 mm	10.6 kg

SR.AP 125.88.R02

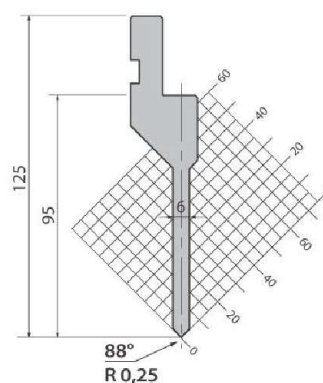
500 kN/m max.



835 mm	9.0 kg
835 mm sections	9.0 kg
415 mm	4.5 kg

SR.AP 125.88.R02S

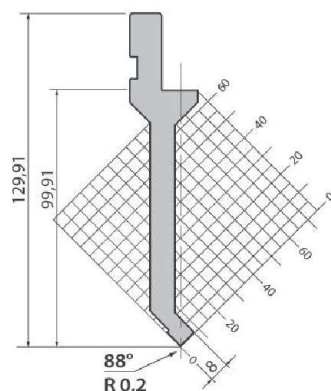
500 kN/m max.



835 mm	9.0 kg
835 mm sections	9.0 kg
415 mm	4.6 kg

SR.AP 130.88.R02

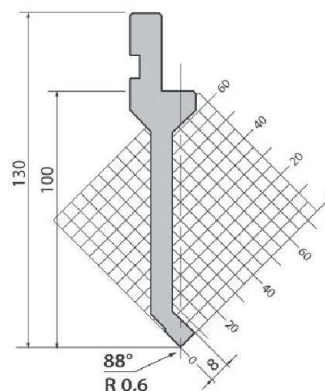
300 kN/m max.



835 mm	9.8 kg
835 mm sections	9.8 kg
415 mm	5.0 kg

SR.AP 130.88.R06

350 kN/m max.

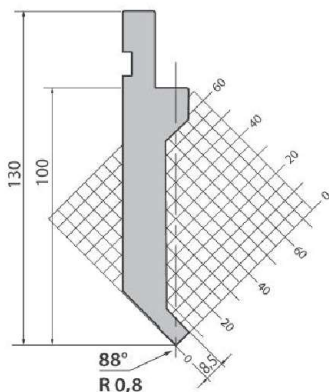


835 mm	9.8 kg
835 mm sections	9.8 kg
415 mm	5.0 kg

SR.AP 130.88.R08

400 kN/m max.

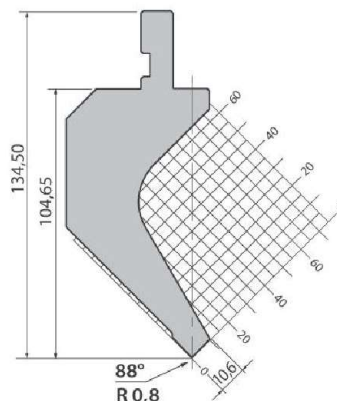
835 mm	14.0 kg
835 mm sections	14.0 kg
415 mm	6.8 kg



SR.AP 135.88.R08

500 kN/m max.

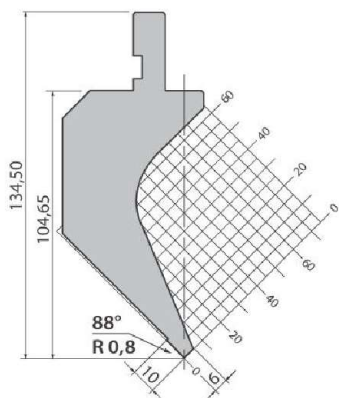
835 mm	22.4 kg
835 mm sections	22.4 kg
415 mm	11.2 kg



SR.AP 135.88.R08S

450 kN/m max.

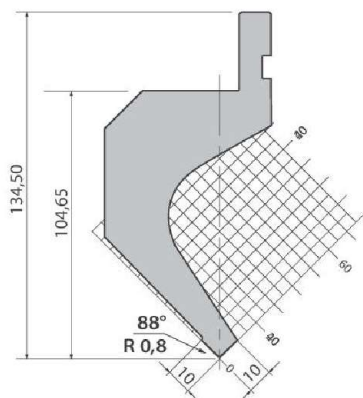
835 mm	22.0 kg
835 mm sections	22.0 kg
415 mm	12.4 kg



SR.AP 135.88.R08T

450 kN/m max.

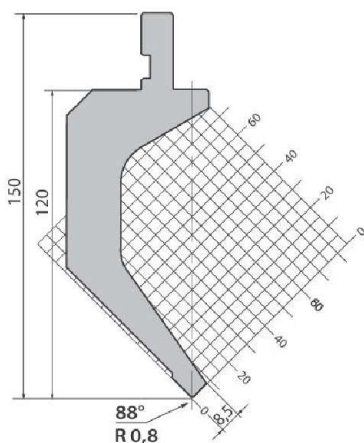
835 mm	24.8 kg
835 mm sections	24.8 kg
415 mm	11.4 kg



SR.AP 150.88.R08

500 kN/m max.

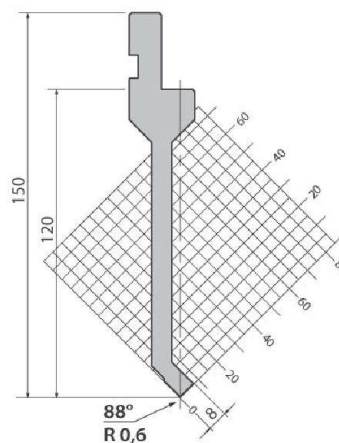
835 mm	21.6 kg
835 mm sections	21.6 kg
415 mm	10.5 kg



SR.AP 150.88.R06

350 kN/m max.

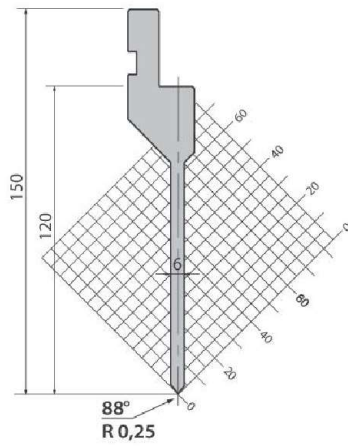
835 mm	13.0 kg
835 mm sections	13.0 kg
415 mm	6.0 kg



SR.AP 150.88.R025

500 kN/m max.

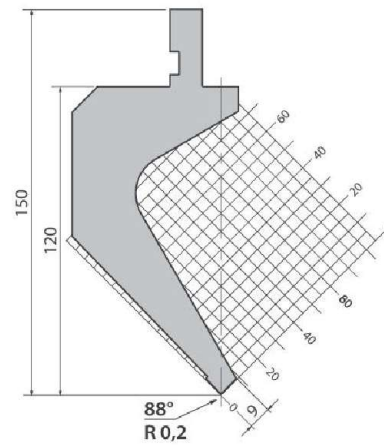
835 mm	10.0 kg
835 mm sections	10.0 kg
415 mm	4.5 kg



SR.AP 150.88.R02

500 kN/m max.

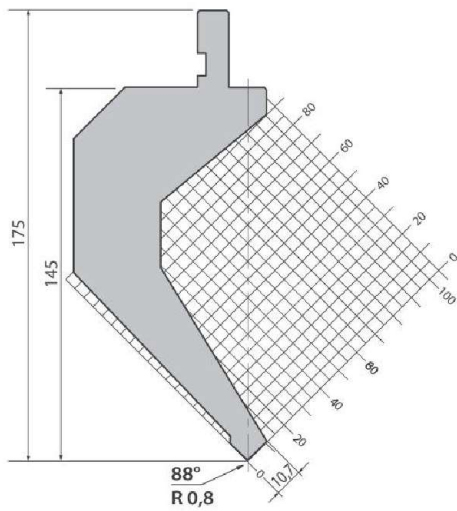
835 mm	25.8 kg
835 mm sections	25.8 kg
415 mm	13.0 kg



SR.AP 175.88.R08

500 kN/m max.

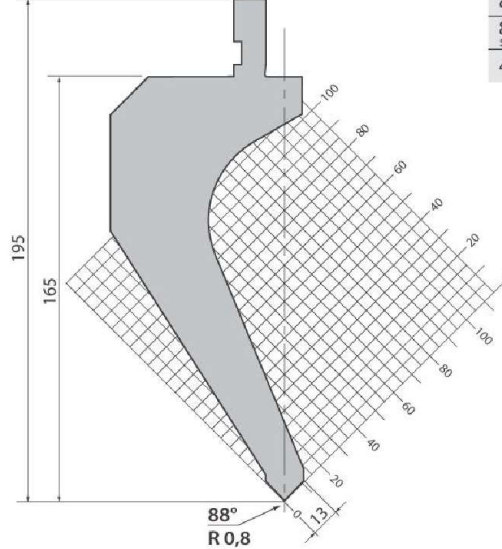
835 mm	35.0 kg
835 mm sections	35.0 kg
415 mm	17.6 kg



SR.AP 195.88.R08

600 kN/m max.

835 mm	40.8 kg
835 mm sections	40.8 kg
415 mm	20.5 kg



SR.AP 196.88.R06

300 kN/m max.

835 mm	42.0 kg
835 mm sections	42.0 kg
415 mm	20.8 kg

