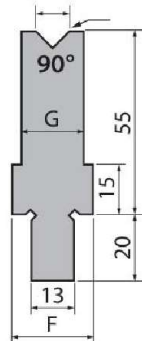


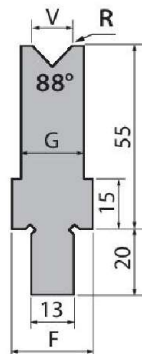
# Матрицы, H=55 mm

90°



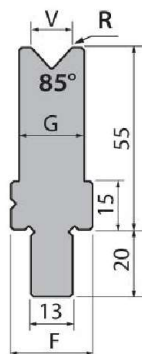
| Model         | V (mm) | R (mm) | G (mm) | F (mm) | 1200 kN/m max. |        |
|---------------|--------|--------|--------|--------|----------------|--------|
|               |        |        |        |        | Weight         | Weight |
| SR.WD55.90.06 | 6      | 0.4    | 15     | 25     | 8.6 kg         | 4.3 kg |
| SR.WD55.90.08 | 8      | 0.5    | 15     | 25     | 9.2 kg         | 4.6 kg |
| SR.WD55.90.10 | 10     | 1.0    | 20     | 25     | 10.4 kg        | 5.2 kg |
| SR.WD55.90.12 | 12     | 1.5    | 20     | 25     | 10.4 kg        | 5.2 kg |
| SR.WD55.90.16 | 16     | 2.0    | 30     | 30     | 14.6 kg        | 7.3 kg |

88°



| Model         | V (mm) | R (mm) | G (mm) | F (mm) | 1200 kN/m max. |        |
|---------------|--------|--------|--------|--------|----------------|--------|
|               |        |        |        |        | Weight         | Weight |
| SR.WD55.88.06 | 6      | 0.4    | 15     | 25     | 8.6 kg         | 4.3 kg |
| SR.WD55.88.08 | 8      | 0.5    | 15     | 25     | 9.2 kg         | 4.5 kg |
| SR.WD55.88.10 | 10     | 1.0    | 20     | 25     | 11.2 kg        | 5.0 kg |
| SR.WD55.88.12 | 12     | 1.5    | 20     | 25     | 10.6 kg        | 5.3 kg |
| SR.WD55.88.16 | 16     | 2.0    | 30     | 30     | 14.5 kg        | 7.3 kg |
| SR.WD55.88.20 | 20     | 2.0    | 30     | 30     | 14.5 kg        | 7.3 kg |
| SR.WD55.88.24 | 24     | 3.0    | 40     | 40     | 18.4 kg        | 9.2 kg |

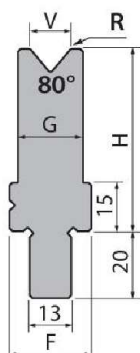
85°



| Model         | V (mm) | R (mm) | G (mm) | F (mm) | 1200 kN/m max. |         |
|---------------|--------|--------|--------|--------|----------------|---------|
|               |        |        |        |        | Weight         | Weight  |
| SR.WD55.85.06 | 6      | 0.4    | 15     | 25     | 8.6 kg         | 4.3 kg  |
| SR.WD55.85.08 | 8      | 0.5    | 15     | 25     | 9.0 kg         | 4.5 kg  |
| SR.WD55.85.10 | 10     | 1.0    | 20     | 25     | 11.0 kg        | 5.0 kg  |
| SR.WD55.85.12 | 12     | 1.5    | 20     | 25     | 10.4 kg        | 5.2 kg  |
| SR.WD55.85.16 | 16     | 2.0    | 30     | 30     | 14.6 kg        | 7.3 kg  |
| SR.WD55.85.20 | 20     | 2.0    | 30     | 30     | 14.6 kg        | 7.3 kg  |
| SR.WD55.85.24 | 24     | 3.0    | 40     | 40     | 18.4 kg        | 9.2 kg  |
| SR.WD55.85.32 | 32     | 4.0    | 50     | 50     | 21.0 kg        | 10.5 kg |
| SR.WD55.85.40 | 40     | 4.0    | 55     | 55     | 21.4 kg        | 10.7 kg |

80°

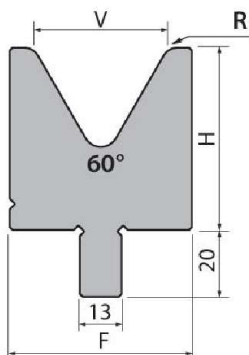
1200/2300 kN/m max.



| Model          | V (mm) | R (mm) | H (mm) | G (mm) | F (mm) | Weight<br>1000 mm | Weight<br>500 mm |
|----------------|--------|--------|--------|--------|--------|-------------------|------------------|
| SR.WD55.80.06  | 6      | 0.4    | 55     | 15     | 25     | 8.6 kg            | 4.3 kg           |
| SR.WD55.80.08  | 8      | 0.5    | 55     | 15     | 25     | 9.2 kg            | 4.5 kg           |
| SR.WD55.80.10  | 10     | 1.0    | 55     | 20     | 25     | 11.0 kg           | 5.0 kg           |
| SR.WD55.80.12  | 12     | 1.5    | 55     | 20     | 25     | 10.4 kg           | 5.2 kg           |
| SR.WD55.80.16  | 16     | 2.0    | 55     | 30     | 30     | 14.4 kg           | 7.2 kg           |
| SR.WD55.80.20  | 20     | 2.0    | 55     | 30     | 30     | 14.4 kg           | 7.2 kg           |
| SR.WD55.80.24  | 24     | 3.0    | 55     | 40     | 40     | 18.6 kg           | 9.3 kg           |
| SR.WD55.80.32  | 32     | 4.0    | 55     | 50     | 50     | 21.0 kg           | 10.5 kg          |
| SR.WD55.80.40  | 40     | 4.0    | 55     | 55     | 55     | 21.2 kg           | 10.6 kg          |
| SR.WD65.80.80  | 80     | 10.0   | 65     | 100    | 100    | 39.0 kg           | 20.0 kg          |
| SR.WD85.80.100 | 100    | 12.0   | 85     | 125    | 125    | 62.0 kg           | 31.0 kg          |

60°

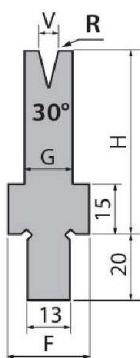
1200 kN/m max.



| Model         | V (mm) | R (mm) | H (mm) | F (mm) | Weight<br>1000 mm | Weight<br>500 mm |
|---------------|--------|--------|--------|--------|-------------------|------------------|
| SR.WD55.60.40 | 40     | 5.0    | 55     | 55     | 20.2 kg           | 10.4 kg          |
| SR.WD55.60.50 | 50     | 5.0    | 55     | 70     | 25.0 kg           | 12.0 kg          |
| SR.WD65.60.60 | 60     | 7.0    | 65     | 80     | 31.0 kg           | 15.3 kg          |

30°

200/450 kN/m max.

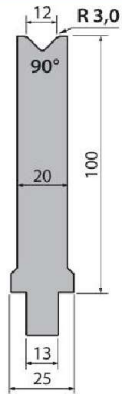


| Model         | V (mm) | R (mm) | G (mm) | H (mm) | F (mm) | Weight<br>1000 mm | Weight<br>500 mm |
|---------------|--------|--------|--------|--------|--------|-------------------|------------------|
| SR.WD55.30.06 | 6      | 0.6    | 15     | 55     | 25     | 8.0 kg            | 4.0 kg           |
| SR.WD55.30.08 | 8      | 0.8    | 15     | 55     | 25     | 9.0 kg            | 4.0 kg           |
| SR.WD55.30.10 | 10     | 1.0    | 20     | 55     | 25     | 10.0 kg           | 5.0 kg           |
| SR.WD55.30.12 | 12     | 1.5    | 20     | 55     | 25     | 10.0 kg           | 5.0 kg           |
| SR.WD55.30.16 | 16     | 2.0    | 30     | 55     | 30     | 13.4 kg           | 6.6 kg           |
| SR.WD55.30.20 | 20     | 2.5    | 35     | 55     | 35     | 14.0 kg           | 7.0 kg           |
| SR.WD55.30.24 | 24     | 3.0    | 40     | 55     | 40     | 15.6 kg           | 7.6 kg           |
| SR.WD60.30.32 | 32     | 4.0    | 60     | 60     | 60     | 23.0 kg           | 11.4 kg          |
| SR.WD70.30.08 | 08     | 0.75   | 20     | 70     | 25     | 13.2 kg           | 6.2 kg           |
| SR.WD70.30.10 | 10     | 1.0    | 20     | 70     | 25     | 12.6 kg           | 6.3 kg           |
| SR.WD70.30.12 | 12     | 1.5    | 25     | 70     | 25     | 14.8 kg           | 7.4 kg           |
| SR.WD70.30.16 | 16     | 2.0    | 30     | 70     | 30     | 16.8 kg           | 8.2 kg           |

# Матрицы 90°, H=100 mm

**SR.WD100.12.90**

1200 kN/m max.

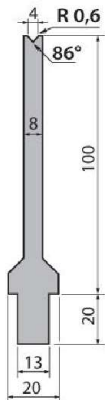


|                 |        |
|-----------------|--------|
| 515 mm          | 9,0 kg |
| 515 mm sections | 9,0 kg |

# Матрицы 86°, H=100 mm

**SR.WD100.04.86**

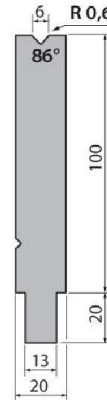
250 kN/m max.



|                 |        |
|-----------------|--------|
| 500 mm          | 4,5 kg |
| 500 mm sections | 4,5 kg |

**SR.WD100.06.86**

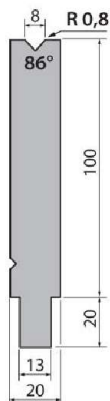
1200 kN/m max.



|                 |        |
|-----------------|--------|
| 500 mm          | 9,0 kg |
| 500 mm sections | 9,0 kg |

**SR.WD100.08.86**

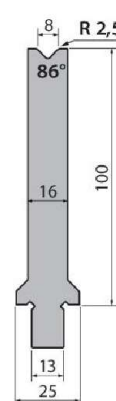
1150 kN/m max.



|                 |        |
|-----------------|--------|
| 500 mm          | 8,0 kg |
| 500 mm sections | 8,0 kg |

**SR.WD100.08.86**

400 kN/m max.



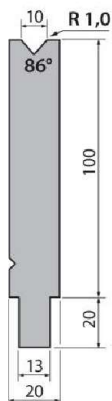
|                 |        |
|-----------------|--------|
| 515 mm          | 7,8 kg |
| 500 mm sections | 7,8 kg |

# Матрицы 86°, H=100 mm

**SR.WD100.10.86**

1100 kN/m max.

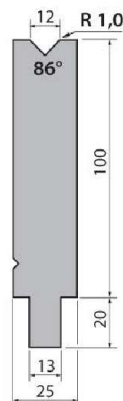
|                 |        |
|-----------------|--------|
| 500 mm          | 8.8 kg |
| 500 mm sections | 8.8 kg |



**SR.WD100.12.86**

1200 kN/m max.

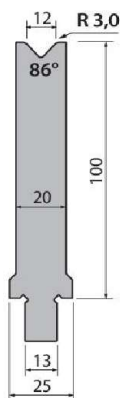
|                 |         |
|-----------------|---------|
| 500 mm          | 10.0 kg |
| 500 mm sections | 10.0 kg |



**SR.WD100.12.86**

1200 kN/m max.

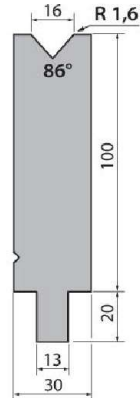
|                 |        |
|-----------------|--------|
| 500 mm          | 8.9 kg |
| 500 mm sections | 8.9 kg |



**SR.WD100.16.86**

1200 kN/m max.

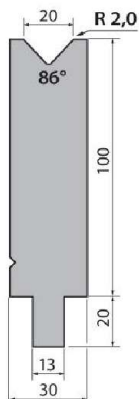
|                 |         |
|-----------------|---------|
| 500 mm          | 12.6 kg |
| 500 mm sections | 12.6 kg |



**SR.WD100.20.86**

1150 kN/m max.

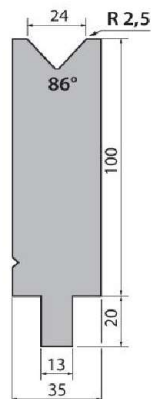
|                 |         |
|-----------------|---------|
| 500 mm          | 12.4 kg |
| 500 mm sections | 12.4 kg |



**SR.WD100.24.86**

1200 kN/m max.

|                 |         |
|-----------------|---------|
| 500 mm          | 12.4 kg |
| 500 mm sections | 12.4 kg |



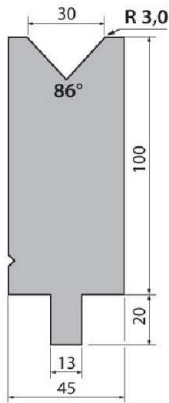


# Матрицы 86°, H=100 mm

**SR.WD100.30.86**

1200 kN/m r

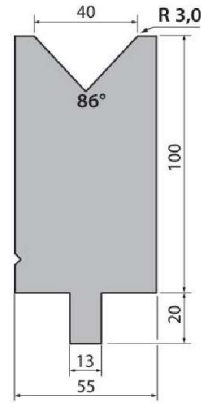
|                 |         |
|-----------------|---------|
| 500 mm          | 17.8 kg |
| 500 mm sections | 17.8 kg |



**SR.WD100.40.86**

1200 kN/m max.

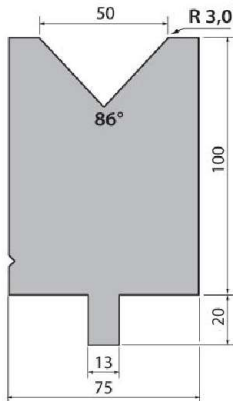
|                 |         |
|-----------------|---------|
| 500 mm          | 20.0 kg |
| 500 mm sections | 20.0 kg |



**SR.WD100.50.86**

1500 kN/m max.

|                 |         |
|-----------------|---------|
| 500 mm          | 27.8 kg |
| 500 mm sections | 27.8 kg |

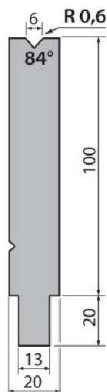


# Матрицы 84°, H=100 mm

**SR.WD100.06.84**

1200 kN/m max.

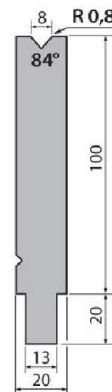
|                 |        |
|-----------------|--------|
| 500 mm          | 8.8 kg |
| 500 mm sections | 8.8 kg |



**SR.WD100.08.84**

1150 kN/m max.

|                 |        |
|-----------------|--------|
| 500 mm          | 8.8 kg |
| 500 mm sections | 8.8 kg |

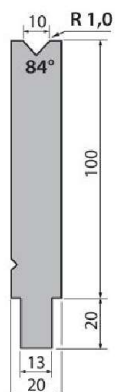


# Матрицы 84°, Н=100 mm

**SR.WD100.10.84**

1100 kN/m max.

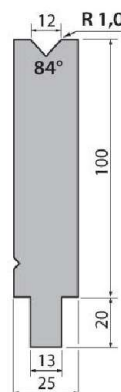
|                 |        |
|-----------------|--------|
| 500 mm          | 8.8 kg |
| 500 mm sections | 8.8 kg |



**SR.WD100.12.84**

1200 kN/m max.

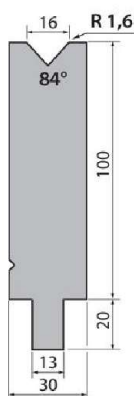
|                 |         |
|-----------------|---------|
| 500 mm          | 10.0 kg |
| 500 mm sections | 10.0 kg |



**SR.WD100.16.84**

1200 kN/m max.

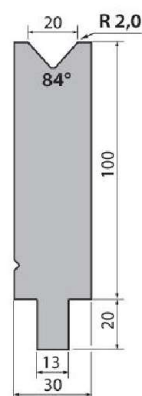
|                 |         |
|-----------------|---------|
| 500 mm          | 12.6 kg |
| 500 mm sections | 12.6 kg |



**SR.WD100.20.84**

1150 kN/m max.

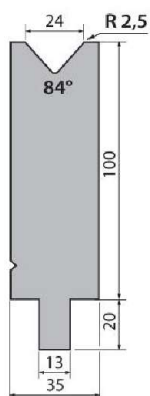
|                 |         |
|-----------------|---------|
| 500 mm          | 12.4 kg |
| 500 mm sections | 12.4 kg |



**SR.WD100.24.84**

1200 kN/m max.

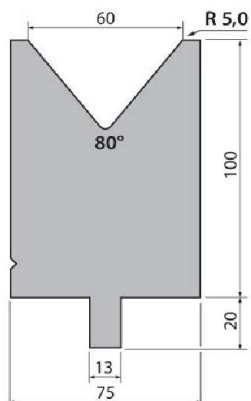
|                 |         |
|-----------------|---------|
| 500 mm          | 14.0 kg |
| 500 mm sections | 14.0 kg |



**SR.WD100.60.80**

1500 kN/m max.

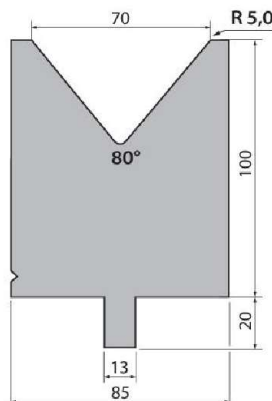
|                 |         |
|-----------------|---------|
| 500 mm          | 26.0 kg |
| 500 mm sections | 26.0 kg |



**SR.WD100.70.80**

1500 kN/m max.

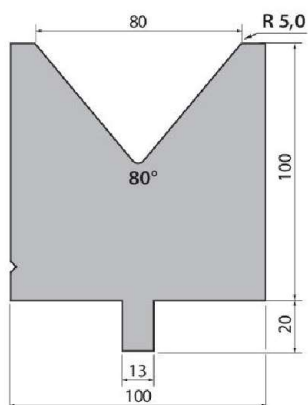
|                 |         |
|-----------------|---------|
| 500 mm          | 28.6 kg |
| 500 mm sections | 28.6 kg |



**SR.WD100.80.80**

1500 kN/m max.

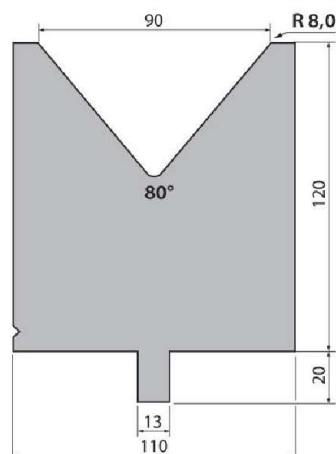
|                 |         |
|-----------------|---------|
| 500 mm          | 33.0 kg |
| 500 mm sections | 33.0 kg |



**SR.WD120.90.80**

1500 kN/m max.

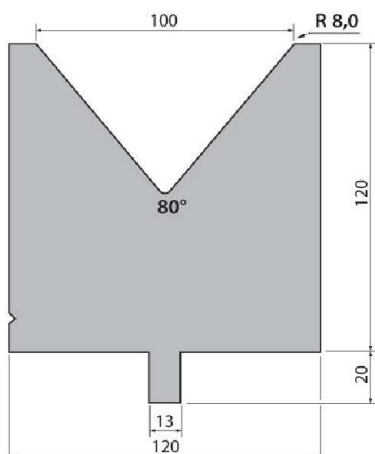
|                 |         |
|-----------------|---------|
| 500 mm          | 43.0 kg |
| 500 mm sections | 43.0 kg |



**SR.WD120.100.80**

1500 kN/m max.

|                 |         |
|-----------------|---------|
| 500 mm          | 45.0 kg |
| 500 mm sections | 45.0 kg |

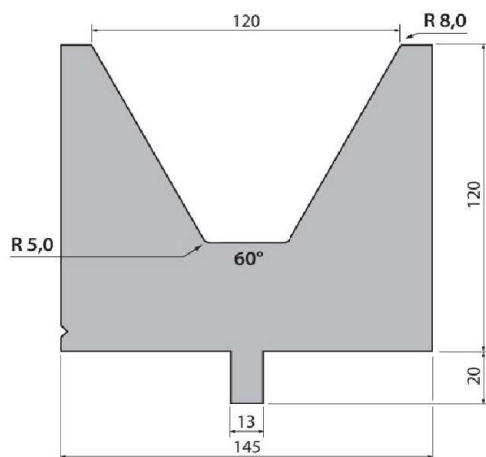


# Матрицы 60°, H=120 mm

SR.WD120.120.60

1600 kN/m max.

|                 |         |
|-----------------|---------|
| 500 mm          | 46.0 kg |
| 500 mm sections | 46.0 kg |

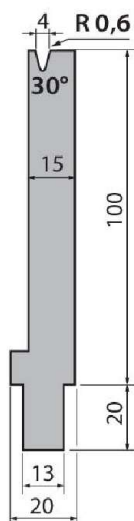


# Матрицы 30°, H=100 mm

SR.WD100.04.30

150 kN/m max.

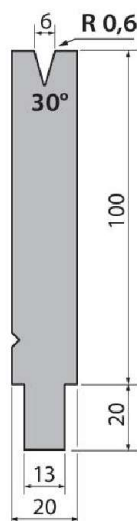
|                 |        |
|-----------------|--------|
| 500 mm          | 7.2 kg |
| 500 mm sections | 7.2 kg |



SR.WD100.06.30

400 kN/m max.

|                 |        |
|-----------------|--------|
| 500 mm          | 8.8 kg |
| 500 mm sections | 8.8 kg |

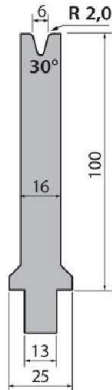


# Матрицы 30°, H=100 mm

**SR.WD100.06.30S**

400 kN/m max.


|                 |        |
|-----------------|--------|
| 500 mm          | 7.8 kg |
| 500 mm sections | 7.8 kg |



**SR.WD100.08.30**

400 kN/m max.

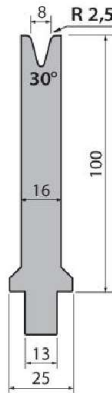
|                 |        |
|-----------------|--------|
| 500 mm          | 8.6 kg |
| 500 mm sections | 8.6 kg |



**SR.WD100.08.30S**

400 kN/m max.


|                 |        |
|-----------------|--------|
| 500 mm          | 7.8 kg |
| 500 mm sections | 7.8 kg |



**SR.WD100.10.30**

400 kN/m max.

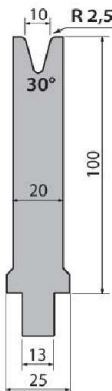
|                 |        |
|-----------------|--------|
| 500 mm          | 8.6 kg |
| 500 mm sections | 8.6 kg |



**SR.WD100.10.30S**

400 kN/m max.

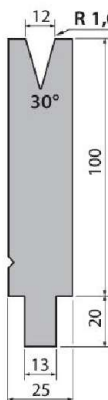
|                 |        |
|-----------------|--------|
| 500 mm          | 9.0 kg |
| 500 mm sections | 9.0 kg |



**SR.WD100.12.30**

400 kN/m max.

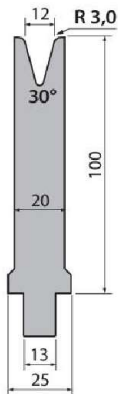
|                 |         |
|-----------------|---------|
| 500 mm          | 10.4 kg |
| 500 mm sections | 10.4 kg |



# Матрицы 30°, H=100 mm

**SR.WD100.12.30S**

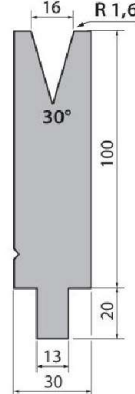
400 kN/m max.



|                 |        |
|-----------------|--------|
| 500 mm          | 9.0 kg |
| 500 mm sections | 9.0 kg |

**SR.WD100.16.30**

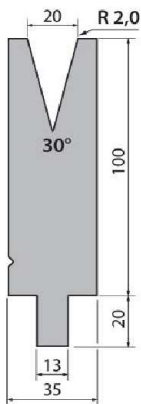
500 kN/m max.



|                 |         |
|-----------------|---------|
| 500 mm          | 12.0 kg |
| 500 mm sections | 12.0 kg |

**SR.WD100.20.30**

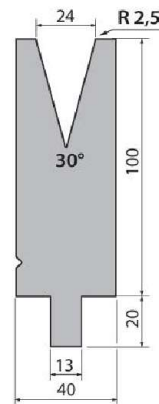
600 kN/m max.



|                 |         |
|-----------------|---------|
| 500 mm          | 13.0 kg |
| 500 mm sections | 13.0 kg |

**SR.WD100.24.30**

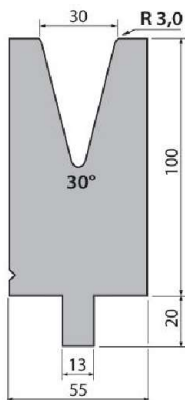
650 kN/m max.



|                 |         |
|-----------------|---------|
| 500 mm          | 15.0 kg |
| 500 mm sections | 15.0 kg |

**SR.WD100.30.30**

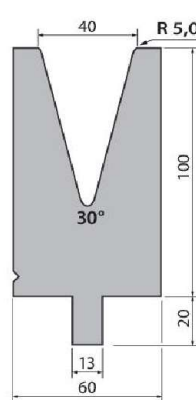
900 kN/m max.



|                 |         |
|-----------------|---------|
| 500 mm          | 19.0 kg |
| 500 mm sections | 19.0 kg |

**SR.WD100.40.30**

900 kN/m max.



|                 |         |
|-----------------|---------|
| 500 mm          | 19.0 kg |
| 500 mm sections | 19.0 kg |

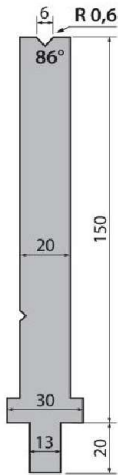


# Матрицы 86°, H=150 mm

**SR.WD150.06.86**

400 kN/m max.

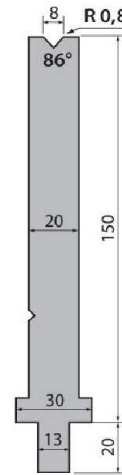
|                 |         |
|-----------------|---------|
| 500 mm          | 13.0 kg |
| 500 mm sections | 13.0 kg |



**SR.WD150.08.86**

400 kN/m max.

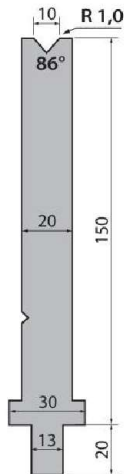
|                 |         |
|-----------------|---------|
| 500 mm          | 13.0 kg |
| 500 mm sections | 13.0 kg |



**SR.WD150.10.86**

500 kN/m max.

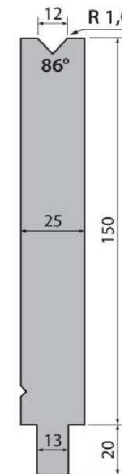
|                 |         |
|-----------------|---------|
| 500 mm          | 13.0 kg |
| 500 mm sections | 13.0 kg |



**SR.WD150.12.86**

500 kN/m max.

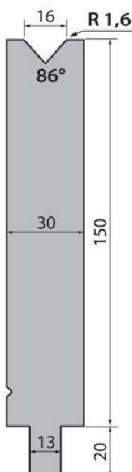
|                 |         |
|-----------------|---------|
| 500 mm          | 15.0 kg |
| 500 mm sections | 15.0 kg |



**SR.WD150.16.86**

700 kN/m max.

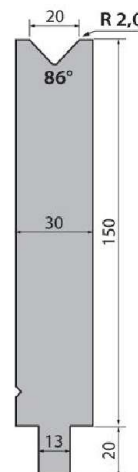
|                 |         |
|-----------------|---------|
| 500 mm          | 18.0 kg |
| 500 mm sections | 18.0 kg |



**SR.WD150.20.86**

700 kN/m max.

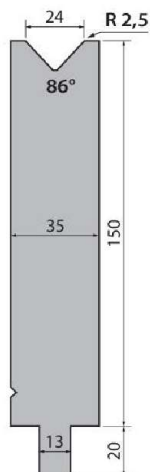
|                 |         |
|-----------------|---------|
| 500 mm          | 18.4 kg |
| 500 mm sections | 18.4 kg |



# Матрицы 86°, H=150 mm

**SR.WD150.24.86**

700 kN/m max.

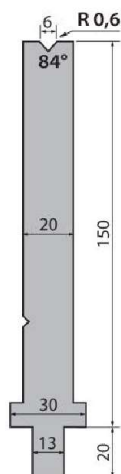


|                 |         |
|-----------------|---------|
| 500 mm          | 21.0 kg |
| 500 mm sections | 21.0 kg |

# Матрицы 84°, H=150 mm

**SR.WD150.06.84**

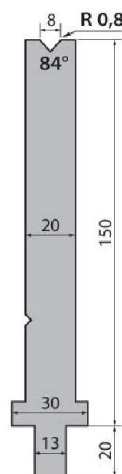
400 kN/m max.



|                 |         |
|-----------------|---------|
| 500 mm          | 13.0 kg |
| 500 mm sections | 13.0 kg |

**SR.WD150.08.84**

400 kN/m max.



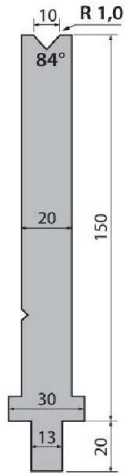
|                 |         |
|-----------------|---------|
| 500 mm          | 13.0 kg |
| 500 mm sections | 13.0 kg |

# Матрицы 84°, H=150 mm

**SR.WD150.10.84**

500 kN/m max.

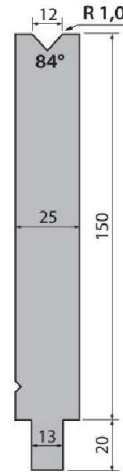
|                 |         |
|-----------------|---------|
| 500 mm          | 13.0 kg |
| 500 mm sections | 13.0 kg |



**SR.WD150.12.84**

500 kN/m max.

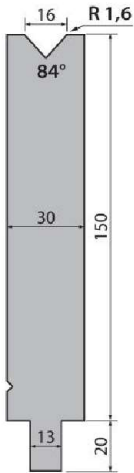
|                 |         |
|-----------------|---------|
| 500 mm          | 15.6 kg |
| 500 mm sections | 15.6 kg |



**SR.WD150.16.84**

700 kN/m max.

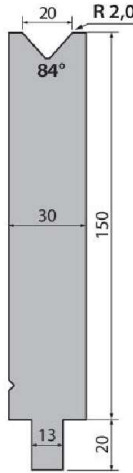
|                 |         |
|-----------------|---------|
| 500 mm          | 18.0 kg |
| 500 mm sections | 18.0 kg |



**SR.WD150.20.84**

700 kN/m max.

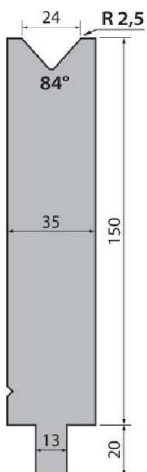
|                 |         |
|-----------------|---------|
| 500 mm          | 18.4 kg |
| 500 mm sections | 18.4 kg |



**SR.WD150.24.84**

700 kN/m max.

|                 |         |
|-----------------|---------|
| 500 mm          | 21.0 kg |
| 500 mm sections | 21.0 kg |

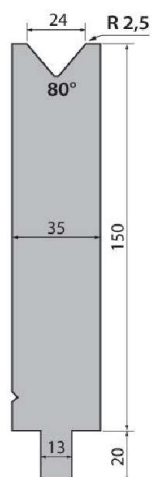


# Матрицы 80°, H=150 mm

**SR.WD150.24.80**

700 kN/m max.

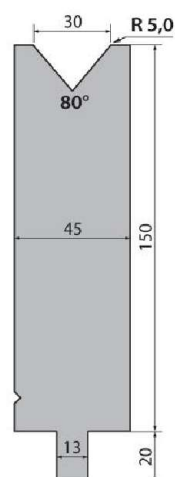
|                 |         |
|-----------------|---------|
| 500 mm          | 21.0 kg |
| 500 mm sections | 21.0 kg |



**SR.WD150.30.80**

900 kN/m max.

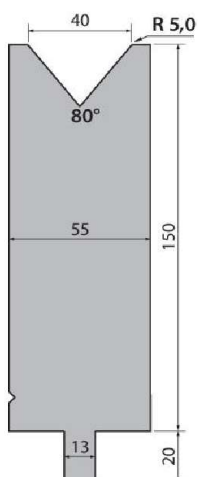
|                 |         |
|-----------------|---------|
| 500 mm          | 26.0 kg |
| 500 mm sections | 26.0 kg |



**SR.WD150.40.80**

1200 kN/m max.


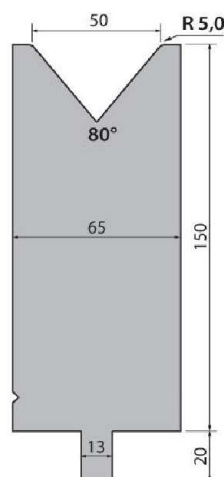
|                 |         |
|-----------------|---------|
| 500 mm          | 31.0 kg |
| 500 mm sections | 31.0 kg |



**SR.WD150.50.80**

1500 kN/m max.

|                 |         |
|-----------------|---------|
| 500 mm          | 36.0 kg |
| 500 mm sections | 36.0 kg |

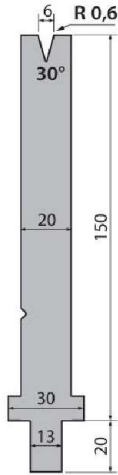


# Матрицы 30°, H=150 mm

**SR.WD150.06.30**

400 kN/m max.

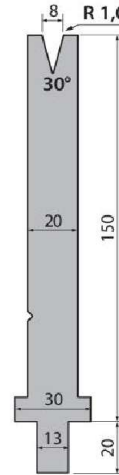
|                 |         |
|-----------------|---------|
| 500 mm          | 13.0 kg |
| 500 mm sections | 13.0 kg |



**SR.WD150.08.30**

400 kN/m max.

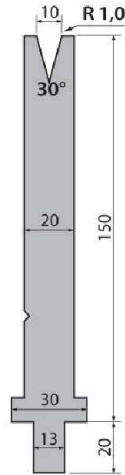
|                 |         |
|-----------------|---------|
| 500 mm          | 12.8 kg |
| 500 mm sections | 12.8 kg |



**SR.WD150.10.30**

400 kN/m max.

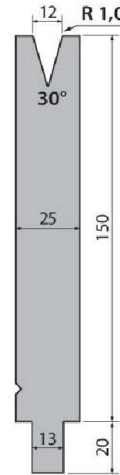
|                 |         |
|-----------------|---------|
| 500 mm          | 12.6 kg |
| 500 mm sections | 12.6 kg |



**SR.WD150.12.30**

400 kN/m max.

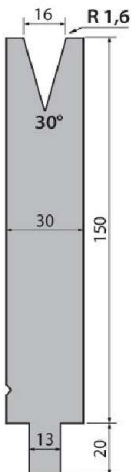
|                 |         |
|-----------------|---------|
| 500 mm          | 15.4 kg |
| 500 mm sections | 15.4 kg |



**SR.WD150.16.30**

500 kN/m max.

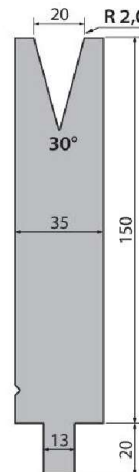
|                 |         |
|-----------------|---------|
| 500 mm          | 17.8 kg |
| 500 mm sections | 17.8 kg |



**SR.WD150.20.30**

600 kN/m max.

|                 |         |
|-----------------|---------|
| 500 mm          | 20.0 kg |
| 500 mm sections | 20.0 kg |

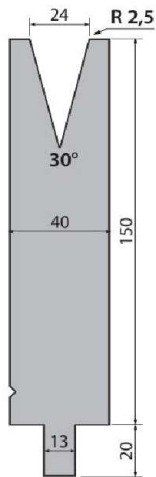


# Матрицы 30°, H=150 mm

**SR.WD150.24.30**

650 kN/m max.

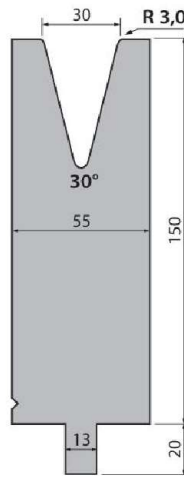
|                 |         |
|-----------------|---------|
| 500 mm          | 24.8 kg |
| 500 mm sections | 24.8 kg |



**SR.WD150.30.30**

900 kN/m max.

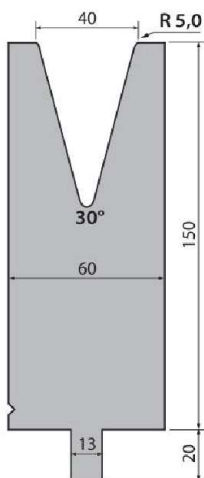
|                 |         |
|-----------------|---------|
| 500 mm          | 24.6 kg |
| 500 mm sections | 24.6 kg |



**SR.WD150.40.30**

900 kN/m max.

|                 |         |
|-----------------|---------|
| 500 mm          | 25.4 kg |
| 500 mm sections | 25.4 kg |



# Матрицы из синтетического материала, H=100 mm

**SR.SD95.20**

1000 kN/m max.

|        |         |
|--------|---------|
| 835 mm | 12.0 kg |
| 415 mm | 6.0 kg  |

